



# BEACH HATCHERY LTD.

an addition to the export

REF :

DATE :


**BEACH HATCHERY LIMITED**  
**STATEMENT OF FINANCIAL POSITION**  
**( Un-Audited)**  
**AS AT SEPTEMBER 30, 2018**

PARTICULARS	AMOUNT (TK.) 30.09.2018	AMOUNT (TK.) 30.06.2018
<b>ASSETS</b>		
<b>NON-CURRENT ASSETS</b>	<b>219,827,931</b>	<b>220,544,397</b>
Property, Plant & Equipment	219,827,931	220,544,397
<b>CURRENT ASSETS</b>	<b>281,951,018</b>	<b>283,953,966</b>
Accounts Receivable	278,207,960	279,928,483
Advances, Deposits & Pre-Payments	3,566,865	3,845,245
Cash & Cash Equivalents	176,193	180,238
<b>TOTAL ASSETS</b>	<b>501,778,949</b>	<b>504,498,363</b>
<b>EQUITY AND LIABILITIES</b>		
<b>EQUITY</b>	<b>431,093,770</b>	<b>434,888,939</b>
Share Capital	414,010,210	414,010,210
Retained Earning	709,756	4,504,925
Tax Holiday Reserve	16,373,804	16,373,804
<b>NON CURRENT LIABILITIES</b>	<b>15,592,028</b>	<b>15,248,927</b>
Secured Loan	15,592,028	15,248,927
<b>CURRENT LIABILITIES</b>	<b>55,093,151</b>	<b>54,360,496</b>
Short Term Liabilities	40,402,215	39,513,169
Liability for Expenses	3,639,449	3,950,840
Liabilities for Goods & Services	1,396,357	1,241,357
Liabilities for Other Finance	234,970	234,970
Income Tax Payable	9,420,160	9,420,160
<b>LIABILITIES &amp; SHAREHOLDERS EQUITY</b>	<b>501,778,949</b>	<b>504,498,363</b>

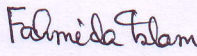
Net Asset Value Per Share :

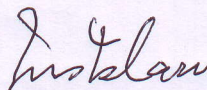
10.41

10.50

  
Company Secretary  
Place: Dhaka

  
Director

  
Director

  
Chairman





# BEACH HATCHERY LTD.

an addition to the export

REF :

DATE :

**BEACH HATCHERY LIMITED**  
**Statement of profit or Loss and Other Comprehensive Income**  
**( Un-Audited)**  
**AS ON 30TH SEPTEMBER, 2018**


SL.NO.	PARTICULARS	AMOUNT(TK) 30.09.2018	AMOUNT(TK) 30.09.2017
A	Turnover	-	-
B	Less : Cost of Goods Sold.	1,158,562	1,484,673
C	Gross Profit (A-B)	(1,158,562)	(1,484,673)
D	Operating Expenses	1,404,460	1,590,772
	Office & Administrative Expenses	1,404,460	1,590,772
E	Operating Profit (C-D)	(2,563,022)	(3,075,445)
F	Financial Expenses	1,232,147	1,130,410
G	Other Income	-	-
H	Net profit before tax (E-F-G+H)	(3,795,169)	(4,205,855)
I	Less : Provision for tax	-	-
	Net profit after tax (H-I)	(3,795,169)	(4,205,855)

Earning Per Share


(0.09)

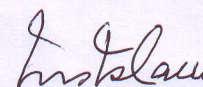
(0.10)

Note: The Factory has dismantled by the government to construct marine drive road and entire operation has stopped.

  
Company Secretary

  
Director

  
Director

  
Chairman

Place: Dhaka





# BEACH HATCHERY LTD.


an addition to the export

REF :


DATE :

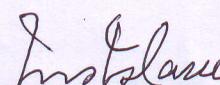
**BEACH HATCHERY LIMITED**  
**STATEMENT OF CHANGES IN EQUITY**  
**( Un-Audited)**  
**AS ON 30TH SEPTEMBER, 2018**

Particulars	Share Capital	Tax Holiday Reserve	Proposed Stock Dividend	Retained Earning	Total
Balance at 1 July 2017	414,010,210	16,373,804		19,796,716	450,180,730
Net Profit/Loss for the Period	-	-		(4,205,855)	(4,205,855)
<b>Balance at 30th Sept. 2017</b>	<b>414,010,210</b>	<b>16,373,804</b>	<b>-</b>	<b>15,590,861</b>	<b>445,974,875</b>
Balance at 1 July 2018	414,010,210	16,373,804		4,504,925	434,888,939
Net Profit for the period	-	-		(3,795,169)	(3,795,169)
<b>Balance at 30th Sept. 2018</b>	<b>414,010,210</b>	<b>16,373,804</b>	<b>-</b>	<b>709,756</b>	<b>431,093,770</b>

  
Company Secretary

  
Director

  
Director

  
Chairman

Place: Dhaka





# BEACH HATCHERY LTD.


an addition to the export


REF :

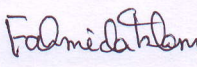
DATE :

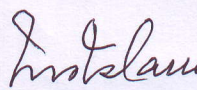
**BEACH HATCHERY LIMITED**  
**STATEMENT OF CASH FLOW**  
**( Un-Audited )**  
**AS ON 30TH SEPTEMBER, 2018**

SL.NO.	PARTICULARS	AMOUNT(TK) 30.09.2018	AMOUNT(TK) 30.09.2017
<b>A</b>	<b>Cash flows from Operating Activities</b>	<b>(4,045)</b>	<b>(291,830)</b>
	Collection from Customer	1,720,523	2,771,528
	Cash Paid to Suppliers	(487,851)	(1,681,211)
	Operating Exp. Cash paid	(1,515,097)	(1,534,647)
	Advance, deposit and Prepayments	278,380	152,500
<b>B</b>	<b>Cash flows from Investing Activities</b>	-	-
	Acquisition of Fixed Assets	-	-
<b>C</b>	<b>Cash flows from Financing Activities</b>	-	-
	Dividend Paid	-	-
	<b>Net (Decrease) / Increase in Cash (A+B+C)</b>	<b>(4,045)</b>	<b>(291,830)</b>
	<b>Opening Cash &amp; Bank Balance</b>	<b>180,238</b>	<b>635,057</b>
	<b>Closing Cash &amp; Bank Balance</b>	<b>176,193</b>	<b>343,227</b>

  
Company Secretary

  
Director

  
Director

  
Chairman

Place: Dhaka