



# BEACH HATCHERY LTD.


an addition to the export

REF :

DATE :

## BEACH HATCHERY LIMITED STATEMENT OF FINANCIAL POSITION ( Un-Audited ) AS AT DECEMBER 31, 2018

PARTICULARS	AMOUNT (TK.) 31.12.2018	AMOUNT (TK.) 30.06.2018
<b>ASSETS</b>		
<b>NON-CURRENT ASSETS</b>	<b>219,111,464</b>	<b>220,544,397</b>
Property, Plant & Equipment	219,111,464	220,544,397
<b>CURRENT ASSETS</b>	<b>281,025,550</b>	<b>283,953,966</b>
Accounts Receivable	277,411,015	279,928,483
Advances, Deposits & Pre-Payments	3,428,665	3,845,245
Cash & Cash Equivalents	185,870	180,238
<b>TOTAL ASSETS</b>	<b>500,137,014</b>	<b>504,498,363</b>
<b>EQUITY AND LIABILITIES</b>		
<b>EQUITY</b>	<b>427,462,523</b>	<b>434,888,939</b>
Share Capital	414,010,210	414,010,210
Retained Earning	(2,921,491)	4,504,925
Tax Holiday Reserve	16,373,804	16,373,804
<b>NON CURRENT LIABILITIES</b>	<b>15,935,129</b>	<b>15,248,927</b>
Secured Loan	15,935,129	15,248,927
<b>CURRENT LIABILITIES</b>	<b>56,739,362</b>	<b>54,360,496</b>
Short Term Liabilities	41,291,262	39,513,169
Liability for Expenses	4,576,599	3,950,840
Liabilities for Goods & Services	1,216,357	1,241,357
Liabilities for Other Finance	234,970	234,970
Income Tax Payable	9,420,174	9,420,160
<b>LIABILITIES &amp; SHAREHOLDERS EQUITY</b>	<b>500,137,014</b>	<b>504,498,363</b>
<b>Net Asset Value Per Share :</b>	<b>10.32</b>	<b>10.50</b>

  
Company Secretary  
Place: Dhaka

  
Chief Executive Officer

  
Director

  
Chairman



**BEACH HATCHERY LTD.**

an addition to the export

REF :

DATE :

**BEACH HATCHERY LIMITED**  
**STATEMENT OF COMPREHENSIVE INCOME**  
**( Un-Audited )**  
**FOR THE PERIOD ENDED DECEMBER 31, 2018**

SL. NO.	PARTICULARS	Amount(Tk) 31.12.2018	Amount(Tk) 31.12.2017	Amount(Tk) October To December 2018	Amount(Tk) October To December 2017
A	Turnover	-	-	-	-
B	Less : Cost of Goods Sold.	2,285,957	3,230,550	1,127,395	1,745,877
C	Gross Profit (A-B)	(2,285,957)	(3,230,550)	(1,127,395)	(1,745,877)
D	Operating Expenses	2,676,207	2,907,173	1,271,747	1,316,401
	Office & Administrative Expenses	2,676,207	2,907,173	1,271,747	1,316,401
E	Operating Profit (C-D)	(4,962,164)	(6,137,723)	(2,399,142)	(3,062,278)
F	Financial Expenses	2,464,295	2,231,278	1,232,148	1,100,868
G	Other Income	57	57	57	57
H	Net profit before tax (E-F-G)	(7,426,402)	(8,368,944)	(3,631,233)	(4,163,089)
I	Less : Provision for tax	14	20	14	20
	Net profit after tax (H-I)	(7,426,416)	(8,368,964)	(3,631,247)	(4,163,109)

Earning Per Share


(0.18)

(0.20)


(0.09)


(0.10)

Note: The Factory has dismantled by the government to construct marine drive road and entire operation has stopped.

  
 Company Secretary

  
 Chief Executive Officer

  
 Director

  
 Chairman

Place: Dhaka





# BEACH HATCHERY LTD.


an addition to the export

REF :


DATE :


**BEACH HATCHERY LIMITED**  
**STATEMENT OF CHANGES IN EQUITY**  
**( Un-Audited )**  
**AS ON 31ST DECEMBER, 2018**

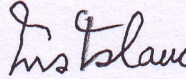
Particulars	Share Capital	Tax Holiday Reserve	Proposed Stock Dividend	Retained Earning	Total
Balance at 1 July 2017	414,010,210	16,373,804		19,796,716	450,180,730
Net Profit/Loss for the Period	-	-		(8,368,964)	(8,368,964)
<b>Balance at 30st Dec. 2017</b>	<b>414,010,210</b>	<b>16,373,804</b>	<b>-</b>	<b>11,427,752</b>	<b>441,811,766</b>
Balance at 1 July 2018	414,010,210	16,373,804		4,504,925	434,888,939
Net Profit for the period	-	-		(7,426,416)	(7,426,416)
<b>Balance at 31st Dec. 2018</b>	<b>414,010,210</b>	<b>16,373,804</b>	<b>-</b>	<b>(2,921,491)</b>	<b>427,462,523</b>

  
Company Secretary

Place: Dhaka

  
Chief Executive Officer

  
Director

  
Chairman





# BEACH HATCHERY LTD.

an addition to the export

REF :

DATE :

**BEACH HATCHERY LIMITED**  
**STATEMENT OF CASH FLOW**  
**( Un-Audited)**  
**AS ON 31ST DECEMBER, 2018**

SL.NO.	PARTICULARS	AMOUNT(TK) 31.12.2018	AMOUNT(TK) 31.12.2017
<b>A</b>	<b>Cash flows from Operating Activities</b>	<b>5,632</b>	<b>(431,729)</b>
	Collection from Customer	2,517,468	3,382,084
	Cash Paid to Suppliers	(944,536)	(1,557,190)
	Operating Exp. Cash paid	(1,983,880)	(2,794,923)
	Advance, deposit and Prepayments	416,580	538,300
<b>B</b>	<b>Cash flows from Investing Activities</b>	<b>-</b>	<b>-</b>
	Acquisition of Fixed Assets	-	-
<b>C</b>	<b>Cash flows from Financing Activities</b>	<b>-</b>	<b>-</b>
	Dividend Paid	-	-
	<b>Net (Decrease) / Increase in Cash (A+B+C)</b>	<b>5,632</b>	<b>(431,729)</b>
	<b>Opening Cash &amp; Bank Balance</b>	<b>180,238</b>	<b>635,057</b>
	<b>Closing Cash &amp; Bank Balance</b>	<b>185,870</b>	<b>203,328</b>

Company Secretary

Chief Executive Officer

Director

Chairman

Place: Dhaka