



BEACH HATCHERY LTD.

an addition to the export

REF :

DATE :

BEACH HATCHERY LIMITED STATEMENT OF FINANCIAL POSITION (Un-Audited) AS AT MARCH 31, 2018

PARTICULARS		AMOUNT (TK.) 31.03.2018	AMOUNT (TK.) 30.06.2017
ASSETS			
NON-CURRENT ASSETS		221,431,001	224,090,812
Property, Plant & Equipment		221,431,001	224,090,812
CURRENT ASSETS		284,738,319	289,745,538
Accounts Receivable		280,660,893	284,275,567
Advances, Deposits & Pre-Payments		3,908,114	4,834,914
Cash & Cash Equivalents		169,312	635,057
TOTAL ASSETS		506,169,320	513,836,350
EQUITY AND LIABILITIES			
EQUITY		437,838,584	450,180,730
Share Capital		414,010,210	414,010,210
Retained Earning		7,454,570	19,796,716
Tax Holiday Reserve		16,373,804	16,373,804
NON CURRENT LIABILITIES		14,934,156	13,989,842
Secured Loan		14,934,156	13,989,842
CURRENT LIABILITIES		53,396,580	49,665,778
Short Term Liabilities		38,697,530	36,250,614
Liability for Expenses		3,870,296	3,076,430
Liabilities for Goods & Services		1,173,622	683,622
Liabilities for Other Finance		234,970	234,970
Income Tax Payable		9,420,162	9,420,142
LIABILITIES & SHAREHOLDERS EQUITY		506,169,320	513,836,350


Net Asset Value Per Share :


10.58

10.87


Company Secretary
Place: Dhaka


Chief Executive Officer


Director


Chairman



BEACH HATCHERY LTD.

an addition to the export

REF :

DATE :

BEACH HATCHERY LIMITED
Statement of profit or Loss and Other Comprehensive Income
(Un-Audited)
FOR THE PERIOD ENDED MARCH 31, 2018

SL. NO.	PARTICULARS	Amount(Tk) 31.03.2018	Amount(Tk) 31.03.2017	Amount(Tk) January To March 2018	Amount(Tk) January To March 2017
A	Turnover	-	-	-	-
B	Less : Cost of Goods Sold.	5,079,767	5,826,624	1,849,217	2,398,821
C	Gross Profit (A-B)	(5,079,767)	(5,826,624)	(1,849,217)	(2,398,821)
D	Operating Expenses	3,871,186	4,481,521	964,013	1,515,695
	Office & Administrative Expenses	3,871,186	4,481,521	964,013	1,515,695
	Selling & Distribution Expenses	-	-	-	-
E	Operating Profit (C-D)	(8,950,953)	(10,308,145)	(2,813,230)	(3,914,516)
F	Financial Expenses	3,391,230	4,148,295	1,159,952	1,382,765
G	Other Income	57	99	57	99
H	Net profit before tax (E-F-G)	(12,342,126)	(14,456,341)	(3,973,125)	(5,297,182)
I	Less : Provision for tax	20	35	20	35
	Net profit after tax (H-I)	(12,342,146)	(14,456,376)	(3,973,145)	(5,297,217)

Earning Per Share

(0.30)

(0.35)

(0.10)

(0.13)

Note: The Factory has dismantled by the government to construct marine drive road and entire operation has stopped.

Company Secretary

Chief Executive Officer

Director

Chairman

Place: Dhaka



BEACH HATCHERY LTD.

an addition to the export

REF :


DATE :

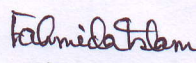
BEACH HATCHERY LIMITED
STATEMENT OF CHANGES IN EQUITY
(Un-Audited)
AS ON 31ST MARCH, 2018

Particulars	Share Capital	Tax Holiday Reserve	Proposed Stock Dividend	Retained Earning	Total
Balance at 1 July 2016	414,010,210	16,373,804		35,743,249	466,127,263
Net Profit/Loss for the Period	-	-		(14,456,376)	(14,456,376)
Balance at 31st March, 2017	414,010,210	16,373,804	-	21,286,873	451,670,887
Balance at 1 July 2017	414,010,210	16,373,804		19,796,716	450,180,730
Net Profit for the period	-	-		(12,342,146)	(12,342,146)
Balance at 31st March, 2018	414,010,210	16,373,804	-	7,454,570	437,838,584


Company Secretary

Place: Dhaka


Chief Executive Officer


Director


Chairman



BEACH HATCHERY LTD.

an addition to the export


REF :


DATE :

BEACH HATCHERY LIMITED STATEMENT OF CASH FLOWS (Un-Audited) AS ON 31ST MARCH, 2018

SL.NO.	PARTICULARS	AMOUNT(TK) 31.03.2018	AMOUNT(TK) 31.03.2017
A	Cash flows from Operating Activities	(465,745)	(295,050)
	Collection from Customer	3,614,674	6,371,022
	Cash Paid to Suppliers	(2,588,330)	(2,739,676)
	Operating Exp. Cash paid	(2,418,889)	(4,206,317)
	Advance, deposit and Prepayments	926,800	279,921
B	Cash flows from Investing Activities	-	-
	Acquisition of Fixed Assets	-	-
C	Cash flows from Financing Activities	-	(14,230)
	Dividend Paid	-	(14,230)
	Net (Decrease) / Increase in Cash (A+B+C)	(465,745)	(309,280)
	Opening Cash & Bank Balance	635,057	946,810
	Closing Cash & Bank Balance	169,312	637,530


Company Secretary


Chief Executive Officer


Director


Chairman

Place: Dhaka