

**BEACH HATCHERY LTD.**

an addition to the export

REF :


DATE :


BEACH HATCHERY LIMITED
STATEMENT OF FINANCIAL POSITION
(Un-Audited)
AS ON 30TH SEPTEMBER, 2015


PARTICULARS	AMOUNT (TK.) 30.09.2015	AMOUNT (TK.) 31.12.2014
ASSETS		
NON-CURRENT ASSETS	232,418,230	235,746,371
Property, Plant & Equipment	232,418,230	235,746,371
CURRENT ASSETS	290,684,704	304,348,184
Inventories	1,101,576	4,879,438
Accounts Receivable	280,867,406	289,218,142
Advances, Deposits & Pre-Payments	7,889,291	8,964,880
Cash & Cash Equivalents	826,431	1,285,724
TOTAL ASSETS	523,102,934	540,094,555
EQUITI AND LIABILITIES		
EQUITY	469,474,209	487,993,434
Share Capital	394,295,440	394,295,440
Retained Earning	39,090,193	77,324,190
Proposed Stock Dividend	19,714,772	-
Tax Holiday Reserve	16,373,804	16,373,804
NON CURRENT LIABILITIES	11,783,897	10,810,915
Secured Loan	11,783,897	10,810,915
CURRENT LIABILITIES	41,844,828	41,290,206
Short Term Liabilities	30,534,592	28,013,387
Liability for Expenses	914,290	1,502,599
Liabilities for Goods & Services	724,231	942,574
Liabilities for Other Finance	251,675	265,525
Provision for WPPF	-	1,146,113
Income Tax Payable	9,420,040	9,420,008
LIABILITIES & SHAREHOLDERS EQUITY	523,102,934	540,094,555

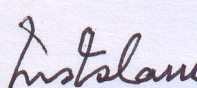
Net Asset Value Per Share : 11.91 12.38

Net Asset Value Per Share:(Restated) 11.34 11.79


Company Secretary
 Place: Dhaka


Chief Executive Officer


Director


Chairman

**BEACH HATCHERY LTD.**

an addition to the export

REF :

DATE :

BEACH HATCHERY LIMITED
STATEMENT OF COMPREHENSIVE INCOME
(Un-Audited)
FOR THE PERIOD ENDED SEPTEMBER 30, 2015

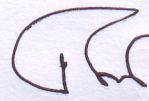
SL. NO.	PARTICULARS	Amount(Tk) 30.09.2015	Amount(Tk) 30.09.2014	Amount(Tk) July To September 2015	Amount(Tk) July To September 2014
A	Turnover	18,467,706	129,648,974	7,234,952	20,686,762
B	Less : Cost of Goods Sold.	23,855,737	48,992,168	7,906,376	8,499,358
C	Gross Profit (A-B)	(5,388,031)	80,656,806	(671,424)	12,187,404
D	Operating Expenses	9,637,089	35,292,361	2,304,570	6,132,230
	Office & Administrative Expenses	4,424,426	4,854,083	1,683,028	904,870
	Selling & Distribution Expenses	5,212,663	30,438,278	621,542	5,227,360
E	Operating Profit (C-D)	(15,025,120)	45,364,445	(2,975,994)	6,055,174
F	Amortization of Deferred Expenses	-	2,611,350	-	-
G	Financial Expenses	3,494,187	3,306,998	1,164,729	1,227,125
H	Other Income	127	-	127	-
I	Net profit before tax (E-F-G+H)	(18,519,180)	39,446,097	(4,140,596)	4,828,049
J	Less : Provision for tax	45	1,183,383	45	144,841
K	Net profit after tax (I-J)	(18,519,225)	38,262,714	(4,140,641)	4,683,208

Earning Per Share (0.47) 0.97 (0.11) 0.12

EPS(Considering proposed 5% stock dividend for (0.45) 0.92 (0.10) 0.11


Company Secretary


Chief Executive Officer


Director


Chairman

Place: Dhaka



BEACH HATCHERY LTD.


an addition to the export


REF :

DATE :

BEACH HATCHERY LIMITED
STATEMENT OF CHANGES IN EQUITY
(Un-Audited)
AS ON 30TH SEPTEMBER, 2015

Particulars	Share Capital	Tax Holiday Reserve	Proposed Stock Dividend	Retained Earning	Total
Balance at 1 January 2014	394,295,440	16,373,804		56,201,423	466,870,667
Net Profit for the year	-	-		38,262,714	38,262,714
Balance at 30th Sept. 2014	394,295,440	16,373,804	-	94,464,137	505,133,381
Balance at 1 January 2015	394,295,440	16,373,804		77,324,190	487,993,434
Stock Dividend			19,714,772	(19,714,772)	-
Net Profit for the period	-	-		(18,519,225)	(18,519,225)
Balance at 30th Sept. 2015	394,295,440	16,373,804	19,714,772	39,090,193	469,474,209


Company Secretary


Chief Executive Officer


Director


Chairman

Place: Dhaka



BEACH HATCHERY LTD.

an addition to the export

REF :


DATE :

BEACH HATCHERY LIMITED
Statement of Cash Flow
(Un-Audited)
AS ON 30TH SEPTEMBER, 2015

SL.NO.	PARTICULARS	AMOUNT(TK) 30.09.2015	AMOUNT(TK) 30.09.2014
A	Cash flows from Operating Activities	744,101	5,208,006
	Collection from Customer	25,895,057	72,368,617
	Cash Paid to Suppliers	(17,793,170)	(44,227,399)
	Operating Exp. Cash paid	(8,433,375)	(27,947,916)
	Advance, deposit and Prepayments	1,075,589	5,014,704
B	Cash flows from Investing Activities	(1,189,544)	(5,498,523)
	Acquisition of Fixed Assets	(1,189,544)	(5,498,523)
C	Cash flows from Financing Activities	(13,850)	(28,525)
	Dividend Paid	(13,850)	(28,525)
	Net (Decrease) / Increase in Cash (A+B+C)	(459,293)	(319,042)
	Opening Cash & Bank Balance	1,285,724	949,896
	Closing Cash & Bank Balance	826,431	630,854


Company Secretary


Chief Executive Officer


Director


Chairman

Place: Dhaka